

# Instructions for wear checks of play equipment

**Playground:** .....

**Date of assembly:** .....

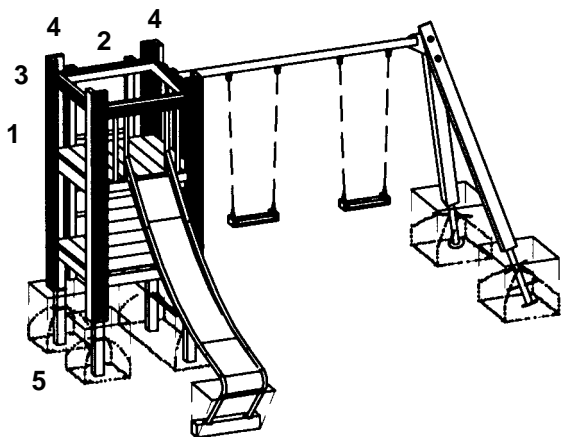
Checks depend on kind of equipment. Any equipment with moving parts must be checked at least twice a year, static equipment at least once a year.

Intervals for maintenance work and checks generally depend on:

- location
- kind of use
- frequency of use
- possible vandalism

**For more details see also "General instructions for maintenance of playgrounds"**

**Hut combination 37  
Order no. 2.13700**



**The equipment must be checked for correct operation and safety, especially the points listed below:**

Proof of maintenance

## BASE EQUIPMENT Platform Hut

### Wooden parts

		1.	2.	3.
<b>1</b>	Check for dry rot and smooth out splinters	<input type="checkbox"/>	<input type="checkbox"/>	<input type="checkbox"/>
<b>2</b>	Check the ash rungs of the ladder for wear, the remaining diameter must be at least 30 mm	<input type="checkbox"/>	<input type="checkbox"/>	<input type="checkbox"/>
<b>3</b>	Check all the wood connections for firmness and tighten if necessary	<input type="checkbox"/>	<input type="checkbox"/>	<input type="checkbox"/>
<b>4</b>	<b>Recommendation:</b> Apply paraffin wax to the end grain faces of the wood once a year	<input type="checkbox"/>	<input type="checkbox"/>	<input type="checkbox"/>

### Structural stability

<b>5</b>	Dig out the foundations once a year and check for stability	<input type="checkbox"/>	<input type="checkbox"/>	<input type="checkbox"/>
----------	---	--------------------------	--------------------------	--------------------------

## ATTACHED EQUIPMENT (Separate maintenance instructions)

**Please pay particular attention to the maintenance instructions of the following attached equipment:**

Slide                      Order no. 3.19210  
Swing                        Order no. 3.19020

**Attention!  
Please check the documentation for completeness.**

Special notes (e. g. for repairs):  
Special notes (e. g. for repairs):  
Special notes (e. g. for repairs):

<b>Repair not carried out, it is still possible to play on the equipment</b>	<input type="checkbox"/>	<input type="checkbox"/>	<input type="checkbox"/>
--	--------------------------	--------------------------	--------------------------

<b>Repair not carried out, equipment is taken out of action</b>	<input type="checkbox"/>	<input type="checkbox"/>	<input type="checkbox"/>
---	--------------------------	--------------------------	--------------------------

<b>All work carried out, everything is in order</b>	<input type="checkbox"/>	<input type="checkbox"/>	<input type="checkbox"/>
---	--------------------------	--------------------------	--------------------------

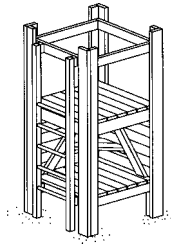
**Maintenance carried out by** .....      .....      .....

**Date** .....      .....      .....

**For spare parts please turn over!**

## Spare parts for:

Platform Hut



Please note that the safety level must not be compromised. This is why it is advisable to use **original spare parts** for repairs.

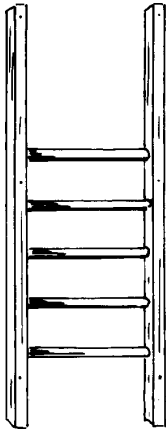
Order no.

Item

Order no.

Item

0.97283



Ladder

Length 2,29 m

Width 0,72 m

0.98350

Rung 64 cm