

# Instructions for wear checks of play equipment

Playground: .....

Date of assembly: .....

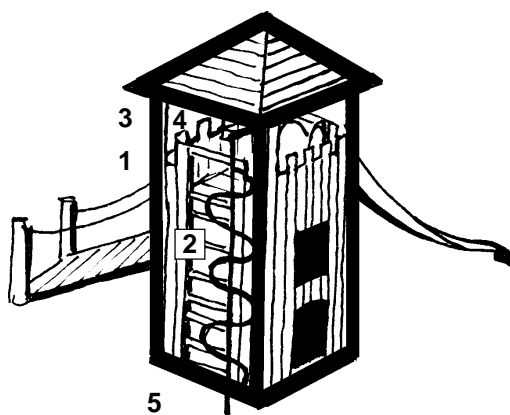
Checks depend on kind of equipment. Any equipment with moving parts must be checked at least twice a year, static equipment at least once a year.

Intervals for maintenance work and checks generally depend on:

- location
- kind of use
- frequency of use
- possible vandalism

For more details see also "General instructions for maintenance of playgrounds"

**Tower Combination 30**  
Order no. 2.30000



The equipment must be checked for correct operation and safety, especially the points listed below:

Proof of maintenance

1. 2. 3.

## BASE EQUIPMENT Tower with Roof

### Wooden parts

1	Check for dry rot and smooth out splinters	<input type="checkbox"/>	<input type="checkbox"/>	<input type="checkbox"/>
2	Check the ashen rungs of the ladder for wear, the remaining diameter must be at least 30 mm	<input type="checkbox"/>	<input type="checkbox"/>	<input type="checkbox"/>
3	Check all the screw connections for firmness and tighten if necessary	<input type="checkbox"/>	<input type="checkbox"/>	<input type="checkbox"/>
4	<b>Recommendation:</b> Apply paraffin wax to the end grain faces of the wood once a year	<input type="checkbox"/>	<input type="checkbox"/>	<input type="checkbox"/>

### Structural stability

5	Dig out the foundations once a year and check for stability	<input type="checkbox"/>	<input type="checkbox"/>	<input type="checkbox"/>
---	---	--------------------------	--------------------------	--------------------------

## ATTACHED EQUIPMENT (Separate maintenance instructions)

Please pay particular attention to the maintenance instructions of the following attached equipment:

- Climbing Ladder            Order no. 3.69410
- Slide                    Order no. 3.63420
- Ramp                     Order no. 3.66320

**Attention!**  
Please check the documentation for completeness.

Special notes (e. g. for repairs):

Repair not carried out, it is still possible to play on the equipment	<input type="checkbox"/>	<input type="checkbox"/>	<input type="checkbox"/>
---	--------------------------	--------------------------	--------------------------

Repair not carried out, equipment is taken out of action	<input type="checkbox"/>	<input type="checkbox"/>	<input type="checkbox"/>
--	--------------------------	--------------------------	--------------------------

All work carried out, everything is in order	<input type="checkbox"/>	<input type="checkbox"/>	<input type="checkbox"/>
--	--------------------------	--------------------------	--------------------------

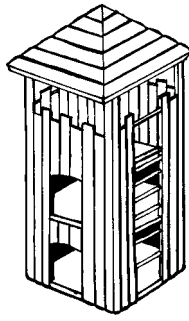
Maintenance carried out by .....

Date .....

For spare parts please turn over!

## Spare parts for:

Tower with Roof



Please note that the safety level must not be compromised. This is why it is advisable to use **original spare parts** for repairs.

Order no.


Item

Order no.

Item

0.92620

Ladder



0.98310

Rung, single

