

Instructions for wear checks of play equipment

Playground:

Date of assembly:

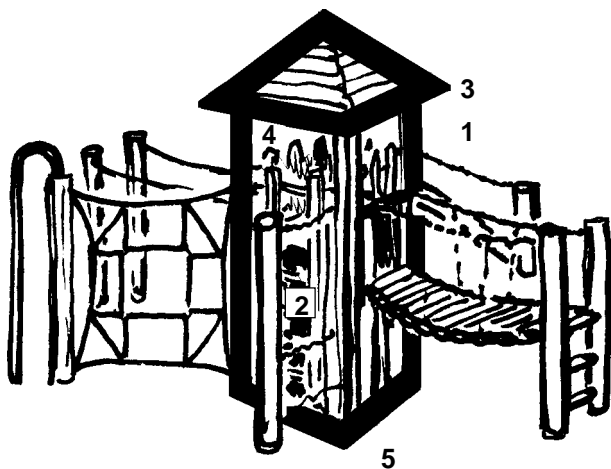
Checks depend on kind of equipment. Any equipment with moving parts must be checked at least twice a year, static equipment at least once a year.

Intervals for maintenance work and checks generally depend on:

- location
- kind of use
- frequency of use
- possible vandalism

For more details see also "General instructions for maintenance of playgrounds"

Tower Combination 33
Order no. 2.33000



The equipment must be checked for correct operation and safety, especially the points listed below:

Proof of maintenance

BASE EQUIPMENT Tower with Roof

Wooden parts

		1.	2.	3.
1	Check for dry rot and smooth out splinters	<input type="checkbox"/>	<input type="checkbox"/>	<input type="checkbox"/>
2	Check the ashen rungs of the ladder for wear, the remaining diameter must be at least 30 mm	<input type="checkbox"/>	<input type="checkbox"/>	<input type="checkbox"/>
3	Check all the screw connections for firmness and tighten if necessary	<input type="checkbox"/>	<input type="checkbox"/>	<input type="checkbox"/>
4	Recommendation: Apply paraffin wax to the end grain faces of the wood once a year	<input type="checkbox"/>	<input type="checkbox"/>	<input type="checkbox"/>

Structural stability

5	Dig out the foundations once a year and check for stability	<input type="checkbox"/>	<input type="checkbox"/>	<input type="checkbox"/>
---	-------------------------------------------------------------	--------------------------	--------------------------	--------------------------

ATTACHED EUQUIPMENT (Separate maintenance instructions)

Please pay particular attention to the maintenance instructions of the following attached equipment:

Vertical Climbing Net with Sliding Pole	3.69350
Double Hanging Rope	3.68510
Inclined Balancing Beam	3.68300
Suspension Bridge	3.66090
Balancing Rope with Holding Rope	3.69010

Attention!
Please check the documentation for completeness.

Repair not carried out, it is still possible to play on the equipment	<input type="checkbox"/>	<input type="checkbox"/>	<input type="checkbox"/>
-----------------------------------------------------------------------	--------------------------	--------------------------	--------------------------

Repair not carried out, equipment is taken out of action	<input type="checkbox"/>	<input type="checkbox"/>	<input type="checkbox"/>
----------------------------------------------------------	--------------------------	--------------------------	--------------------------

All work carried out, everthing is in order	<input type="checkbox"/>	<input type="checkbox"/>	<input type="checkbox"/>
---------------------------------------------	--------------------------	--------------------------	--------------------------

Maintenance carried out by

Date

For spare parts please turn over!

Special notes (e. g. for repairs):

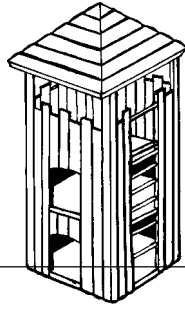
Special notes (e. g. for repairs):

Special notes (e. g. for repairs):

etc.

Spare parts for:

Tower with Roof



Please note that the safety level must not be compromised. This is why it is advisable to use **original spare parts** for repairs.

Order no.

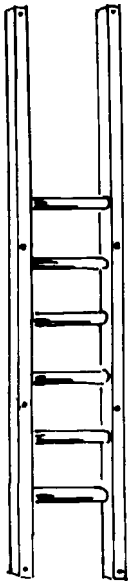
Item

Order no.

Item

0.92620

Ladder



0.98310

Rung, single

