

Instructions for wear checks of play equipment

Playground:

Date of installation:


Checks depend on the kind of equipment. Any equipment with moving parts must be checked at least twice a year, static equipment at least once a year.

Intervals for maintenance work and checks generally depend on:

- location
- kind of use
- frequency of use
- possible vandalism

For more details see also "General instructions for maintenance of playgrounds"

Small/Big Playing House
Order nos. 4.10100 - 4.10210



The equipment must be checked for correct operation and safety, especially the points listed below:

Proof of maintenance

Wooden parts

		1.	2.	3.
1	Check for dry rot and smooth out splinters	<input type="checkbox"/>	<input type="checkbox"/>	<input type="checkbox"/>

2	Check all the screw and bolt connections for firmness, tighten if necessary	<input type="checkbox"/>	<input type="checkbox"/>	<input type="checkbox"/>
---	---	--------------------------	--------------------------	--------------------------

Structural stability

3	Check the anchoring of the house to the ground	<input type="checkbox"/>	<input type="checkbox"/>	<input type="checkbox"/>
---	--	--------------------------	--------------------------	--------------------------

Special notes (e. g. for repairs):

Special notes (e. g. for repairs):

Special notes (e. g. for repairs):

Repair not carried out, it is still possible to play on the equipment	<input type="checkbox"/>	<input type="checkbox"/>	<input type="checkbox"/>
--	--------------------------	--------------------------	--------------------------

Repair not carried out, equipment is taken out of action	<input type="checkbox"/>	<input type="checkbox"/>	<input type="checkbox"/>
---	--------------------------	--------------------------	--------------------------

All work carried out, everything is in order	<input type="checkbox"/>	<input type="checkbox"/>	<input type="checkbox"/>
---	--------------------------	--------------------------	--------------------------

Maintenance carried out by

For spare parts please turn over!


Date

Spare parts for:

Small Playing House

Big Playing House

Order nos. 4.10100 - 4.10210



Please note that the safety level must not be compromised. This is why it is advisable to use **original spare parts** for repairs.

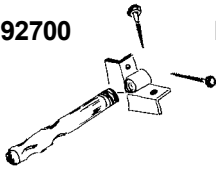
Order no.

Item

Order no.

Item

0.92700



Foundation iron for Houses

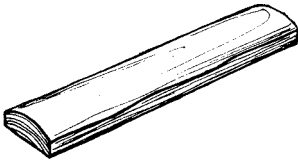
for small Playing House

0.30020

Cladding for Roof,
spruce, length 1.43 m

0.30021

Cladding for Roof,
larch, length 1.43 m



for big Playing House

0.30030

Cladding for Roof,
spruce, length 1.98 m

0.30031

Cladding for Roof,
larch, length 1.98 m

Widths between 12 - 15 cm
depending on batch
(please quote the area to
be covered)