

Instructions for wear checks of play equipment

Playground:

Date of assembly:

Checks depend on kind of equipment. Any equipment with moving parts must be checked at least twice a year, static equipment at least once a year.

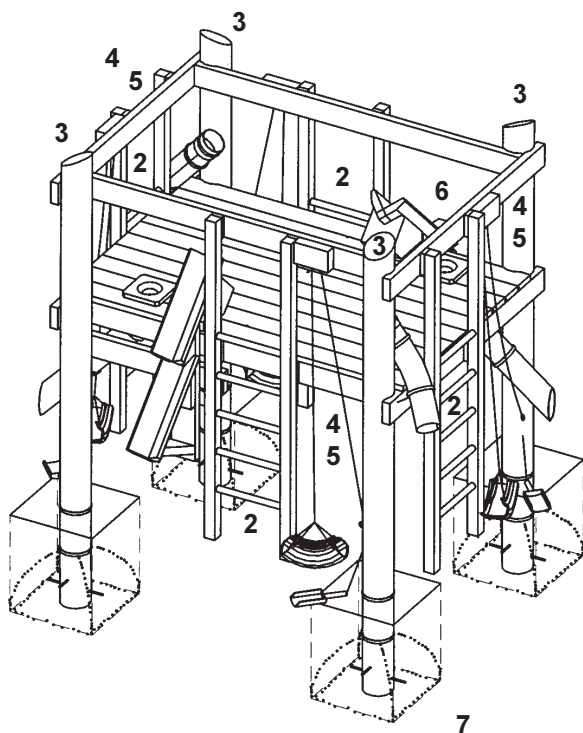
Intervals for maintenance work and checks generally depend on:

- location
- kind of use
- frequency of use
- possible vandalism

For more details see also "General instructions for maintenance of playgrounds"

Building Site
Order no. 5.01000
Order no. L5.01000

Model with steel feet
Order no. 5.01010
Order no. L5.01010



The equipment must be checked for correct operation and safety, especially the points listed below:

Proof of maintenance

1. 2. 3.
etc.

Wooden parts

1 Check for dry rot and smooth out splinters

2 Check the ash rungs of the ladder for wear, the remaining diameter must be at least 30 mm

3 **Recommendation:** Apply paraffin wax to the end grain faces of the wood once a year

Function

4 Check all operational parts for function, tighten the screws if necessary

Bearings and Chains

5 Check for wear

6 Check the Sand Wheel for smooth motion

Structural stability

7 Check the foundations once a year for firmness. If required check load-bearing components for corrosion.

Special notes (e. g. for repairs):

Special notes (e. g. for repairs):

Special notes (e. g. for repairs):

Repair not carried out, it is still possible to play on the equipment

Repair not carried out, equipment is taken out of action

All work carried out, everthing is in order

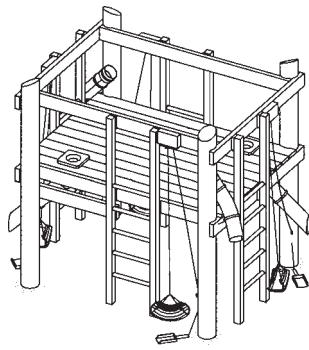
Maintenance carried out by

Date

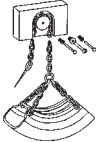


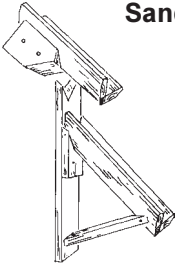



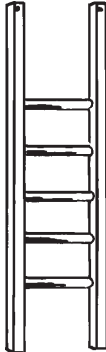
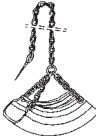
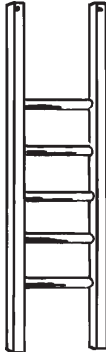

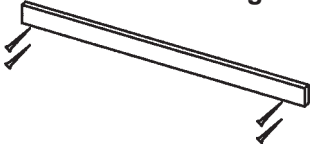

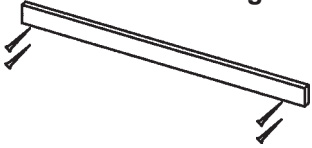
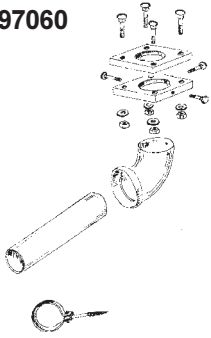


For spare parts please turn over!

Spare parts for:

Building Site
 Order no. 5.01000
 Order no. L5.01000
 Order no. 5.01010
 Order no. L5.01010



Please note that the safety level must not be compromised. This is why it is advisable to use **original spare parts** for repairs.

Order no.	Item	Order no.	Item
0.97000	 Sand Hoist, complete	0.97090	 Sand Pipe, bent
0.97010	 Guard box, complete with pulley	0.97070	 Sand Chute
0.97020	 Replacement chain, complete	0.97130	 Sand Wheel
0.97030	 Tyre segment	0.97082	 Ladder, 5 rungs Length 2.30 m
0.97032	 Tyre segment, complete with chain	0.98300	 Rung, single Length 54.5 cm
0.97140	 Tyre segment, cut without chains	0.30100	 Tie beam for handrail, length 2.00 m
0.97050	 Shovel with chain	0.30110	 Tie beam for handrail, length 2.50 m
0.97060	 Sand pipe, bottom		
0.97100	 Mounting plate for sand pipe top, with bolts		
0.97110	 Mounting plate for sand pipe bottom, with bolts		