

Instructions for wear checks of play equipment

Playground:

Date of assembly:

Checks depend on kind of equipment. Any equipment with moving parts must be checked at least twice a year, static equipment at least once a year.

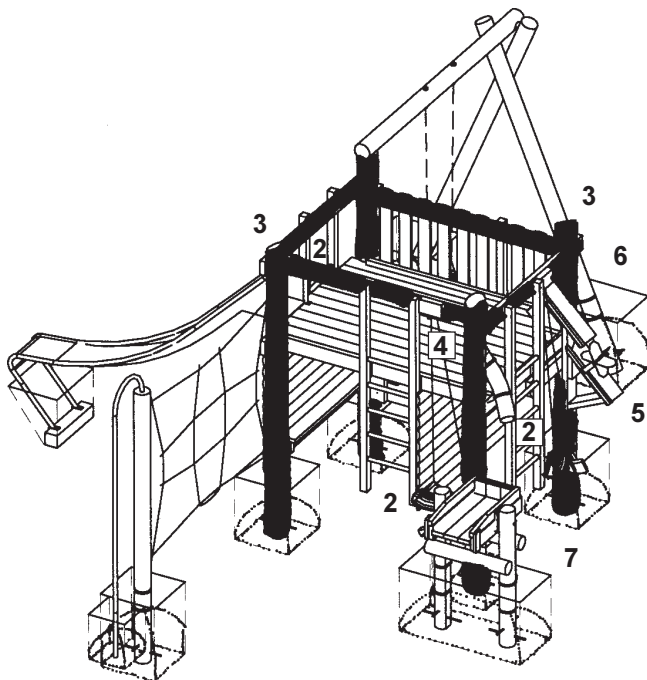
Intervals for maintenance work and checks generally depend on:

- location
- kind of use
- frequency of use
- possible vandalism

For more details see also "General instructions for maintenance of playgrounds"

Building Site 03
Ordr no. 5.03000

Model with steel feet
Order no. L5.03000



The equipment must be checked for correct operation and safety, especially the points listed below:

Proof of maintenance

1. 2. 3.

BASE EQUIPMENT

Building Site

Wooden parts

1	Check for dry rot and smooth out splinters	<input type="checkbox"/>	<input type="checkbox"/>	<input type="checkbox"/>
2	Check the ash rungs of the ladder for wear, the remaining diameter must be at least 30 mm	<input type="checkbox"/>	<input type="checkbox"/>	<input type="checkbox"/>
3	Recommendation: Apply paraffin wax to the end grain faces of the wood once a year	<input type="checkbox"/>	<input type="checkbox"/>	<input type="checkbox"/>

Bearings and Chains

4	Check for wear	<input type="checkbox"/>	<input type="checkbox"/>	<input type="checkbox"/>
5	Check the Sand Wheel for smooth motion	<input type="checkbox"/>	<input type="checkbox"/>	<input type="checkbox"/>

Function

6	Check all operational parts for function, tighten the screws if necessary	<input type="checkbox"/>	<input type="checkbox"/>	<input type="checkbox"/>
----------	---	--------------------------	--------------------------	--------------------------

Structural stability

7	Check the foundation once a year for firmness and structural stability. Check load bearing parts for corrosion	<input type="checkbox"/>	<input type="checkbox"/>	<input type="checkbox"/>
----------	---	--------------------------	--------------------------	--------------------------

ATTACHED EQUIPMENT (Separate maintenance instructions)

Please pay particular attention to the maintenance instructions of the following attached equipment:

- Slide** Order no. 3.63020
- Climbing Net** 3.69350
- Swing** 6.13040
- Sand tipper** 5.01200

Attention!
Please check the documentation for completeness

Repair not carried out, it is still possible to play on the equipment	<input type="checkbox"/>	<input type="checkbox"/>	<input type="checkbox"/>
--	--------------------------	--------------------------	--------------------------

Repair not carried out, equipment is taken out of action	<input type="checkbox"/>	<input type="checkbox"/>	<input type="checkbox"/>
---	--------------------------	--------------------------	--------------------------

All work carried out, everthing is in order	<input type="checkbox"/>	<input type="checkbox"/>	<input type="checkbox"/>
--	--------------------------	--------------------------	--------------------------

Maintenance carried out by

Date

For spare parts please turn over!


Special notes (e. g. for repairs):

Special notes (e. g. for repairs):

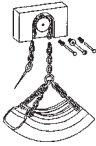


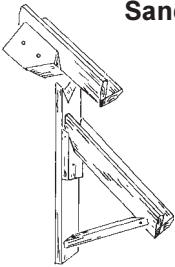



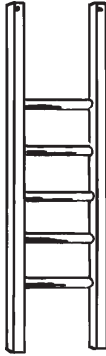
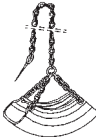
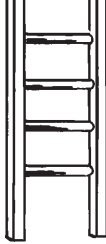




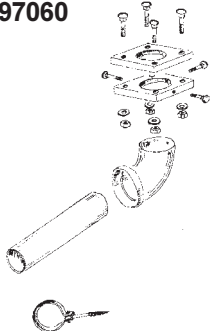


Special notes (e. g. for repairs):

Spare parts for:

Building Site 03
Order no. 5.03000
L5.03000



Please note that the safety level must not be compromised. This is why it is advisable to use **original spare parts** for repairs.

Order no.	Item	Order no.	Item
0.97000	 Sand Hoist, complete	0.97090	 Sand Pipe, bent
0.97010	 Guard box, complete with pulley	0.97070	 Sand Chute
0.97020	 Replacement chain, complete	0.97130	 Sand Wheel
0.97030	 Tyre segment	0.97082	 Ladder, 5 rungs Length 2.30 m
0.97032	 Tyre segment, complete with chain	0.98300	 Rung, single Length 54.5 cm
0.97140	 Tyre segment, cut without chains	0.30100	 Tie beam for handrail, length 2.00 m
0.97050	 Shovel with chain	0.30110	 Tie beam for handrail, length 2.50 m
0.97060	 Sand pipe, bottom		
0.97100	 Mounting plate for sand pipe top, with bolts		
0.97110	 Mounting plate for sand pipe bottom, with bolts		