

Instructions for wear checks of play equipment

Playground:

Date of installation:

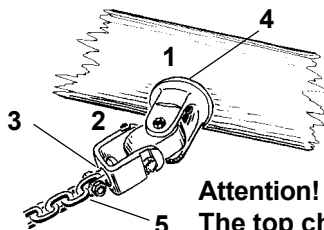
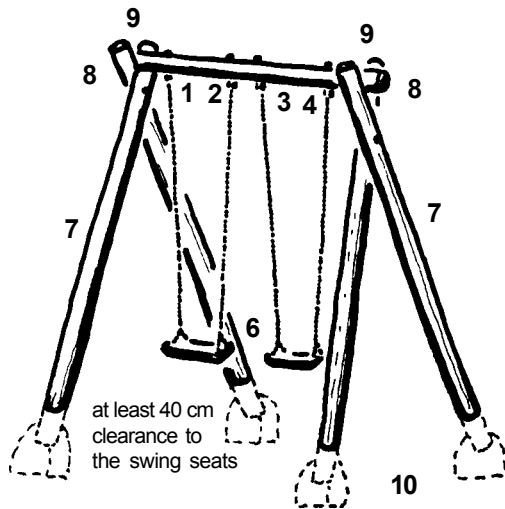
Checks depend on the kind of equipment. Any equipment with moving parts must be checked at least twice a year, static equipment at least once a year.

Intervals for maintenance work and checks generally depend on:

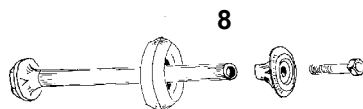
- location
- kind of use
- frequency of use
- possible vandalism

For more details see also "General instructions for maintenance of playgrounds"

Extra High Swing
Order no. 7.14000



Attention!
The top chain link must be securely clamped in the swivel.



For spare parts please turn over!

The equipment must be checked for correct operation and safety, especially the points listed below:

Proof of maintenance

1. 2. 3.

Universal joints

- | | | | | |
|---|---|--------------------------|--------------------------|--------------------------|
| 1 | Check the fork of the joint, the gap must be parallel to the beam | <input type="checkbox"/> | <input type="checkbox"/> | <input type="checkbox"/> |
| 2 | Check the joint in both directions for smooth motion | <input type="checkbox"/> | <input type="checkbox"/> | <input type="checkbox"/> |
| 3 | Check anti-winding device for smooth operation, grease lightly if required | <input type="checkbox"/> | <input type="checkbox"/> | <input type="checkbox"/> |
| 4 | Check the connection to the wood, recess of the joint must be flush to the wood | <input type="checkbox"/> | <input type="checkbox"/> | <input type="checkbox"/> |
| 5 | Check the chains and the connections to the chains, top chain link must be securely clamped, check wear to adjacent moving link | <input type="checkbox"/> | <input type="checkbox"/> | <input type="checkbox"/> |

Swing seats

- | | | | | |
|---|--|--------------------------|--------------------------|--------------------------|
| 6 | Renew the swing seats if metal parts are exposed | <input type="checkbox"/> | <input type="checkbox"/> | <input type="checkbox"/> |
|---|--|--------------------------|--------------------------|--------------------------|

Wooden parts

- | | | | | |
|---|---|--------------------------|--------------------------|--------------------------|
| 7 | Check for dry rot, smooth splinters | <input type="checkbox"/> | <input type="checkbox"/> | <input type="checkbox"/> |
| 8 | Check all wood joints for tightness, tighten if necessary | <input type="checkbox"/> | <input type="checkbox"/> | <input type="checkbox"/> |
| 9 | Recommendation:
Apply paraffin wax to the end grain faces of the wood once a year | <input type="checkbox"/> | <input type="checkbox"/> | <input type="checkbox"/> |

Structural stability

- | | | | | |
|----|---|--------------------------|--------------------------|--------------------------|
| 10 | Dig out foundations and check for stability once a year | <input type="checkbox"/> | <input type="checkbox"/> | <input type="checkbox"/> |
|----|---|--------------------------|--------------------------|--------------------------|

Special notes (e. g. for repairs):
Special notes (e. g. for repairs):
Special notes (e. g. for repairs):

Repair not carried out, it is still possible to play on the equipment

Repair not carried out, equipment is taken out of action

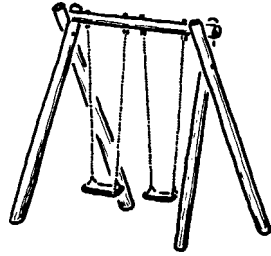
All work carried out, everything is in order

Maintenance carried out by

Date

Spare parts for:

Extra High Swing
Order no. 7.14000



Please note that the safety level must not be compromised. This is why it is advisable to use **original spare parts** for repairs.

Order no.

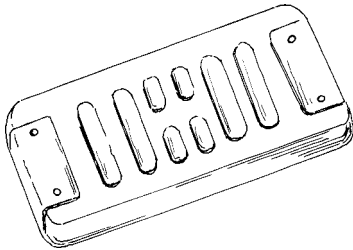
Item

Order no.

Item

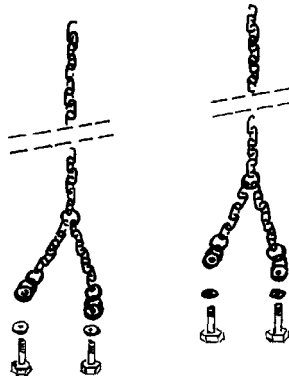
0.93050

Rubber swing seat
for adults



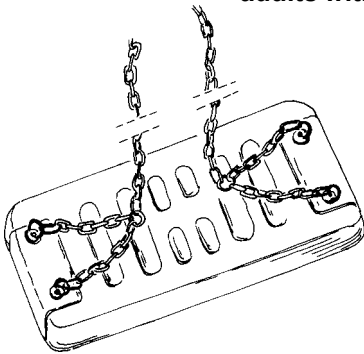
0.87100

Pair of chains 6 mm
Length 3.85 m



0.93060

Rubber swing seat for
adults with chains



0.93150

Universal joint with swivel



0.88150

Sintered bush for square bar

