

Instructions for wear checks of play equipment

Playground:

Date of installation:

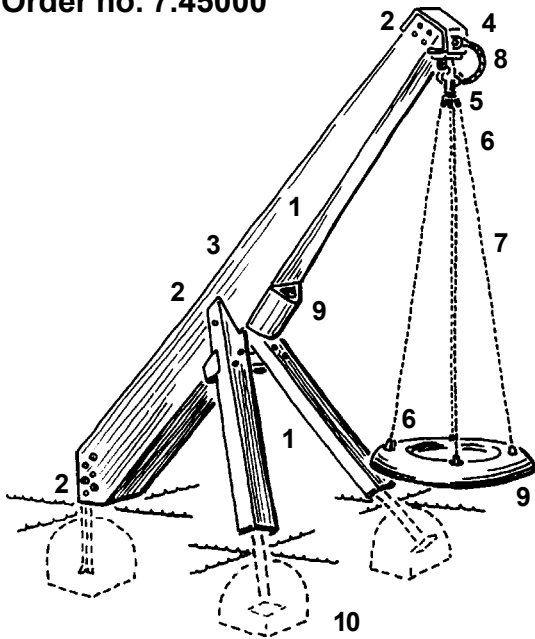
Checks depend on the kind of equipment. Any equipment with moving parts must be checked at least twice a year, static equipment at least once a year.

Intervals for maintenance work and checks generally depend on:

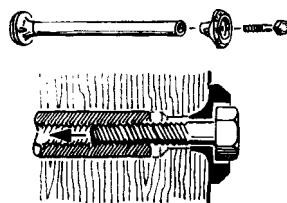
- location
- kind of use
- frequency of use
- possible vandalism

For more details see also "General instructions for maintenance of playgrounds"

Tractor Tyre Swing Order no. 7.45000



Detail to point 2:



The equipment must be checked for correct operation and safety, especially the points listed below:

Proof of maintenance

1. 2. 3.

Wooden parts

1 Check for dry rot and smooth out splinters

<input type="checkbox"/>	<input type="checkbox"/>	<input type="checkbox"/>
--------------------------	--------------------------	--------------------------

2 Check all screw and bolt connections for firmness, tighten if necessary (see detail)

<input type="checkbox"/>	<input type="checkbox"/>	<input type="checkbox"/>
--------------------------	--------------------------	--------------------------

3 Check the laminated beam for stability and firmness. (Carefully tap the wood using a thin, pointed round steel bar)

<input type="checkbox"/>	<input type="checkbox"/>	<input type="checkbox"/>
--------------------------	--------------------------	--------------------------

Swing suspension

4 Check the universal joint in both directions for smooth motion

<input type="checkbox"/>	<input type="checkbox"/>	<input type="checkbox"/>
--------------------------	--------------------------	--------------------------

5 Check the rotary motion of the ball bearing in the universal joint, grease once a year

<input type="checkbox"/>	<input type="checkbox"/>	<input type="checkbox"/>
--------------------------	--------------------------	--------------------------

6 Check the chain suspension at the universal joint and at the tyre, the first chain link must be securely clamped at both attachment points

<input type="checkbox"/>	<input type="checkbox"/>	<input type="checkbox"/>
--------------------------	--------------------------	--------------------------

7 Check the chains: max 1/3 of diameter may be worn off

<input type="checkbox"/>	<input type="checkbox"/>	<input type="checkbox"/>
--------------------------	--------------------------	--------------------------

8 Check the safety cable, cable eye stiffener must move freely

<input type="checkbox"/>	<input type="checkbox"/>	<input type="checkbox"/>
--------------------------	--------------------------	--------------------------

Impact protection

9 If half the material of fender profile and/or tyre are worn away, renew components

<input type="checkbox"/>	<input type="checkbox"/>	<input type="checkbox"/>
--------------------------	--------------------------	--------------------------

Structural stability

10 Dig out the foundations once a year and check by loading the Tractor Tyre Swing

<input type="checkbox"/>	<input type="checkbox"/>	<input type="checkbox"/>
--------------------------	--------------------------	--------------------------

Special notes (e. g. for repairs):

Special notes (e. g. for repairs):

Special notes (e. g. for repairs):

Repair not carried out, it is still possible to play on the equipment

<input type="checkbox"/>	<input type="checkbox"/>	<input type="checkbox"/>
--------------------------	--------------------------	--------------------------

Repair not carried out, equipment is taken out of action

<input type="checkbox"/>	<input type="checkbox"/>	<input type="checkbox"/>
--------------------------	--------------------------	--------------------------

All work carried out, everything is in order

<input type="checkbox"/>	<input type="checkbox"/>	<input type="checkbox"/>
--------------------------	--------------------------	--------------------------

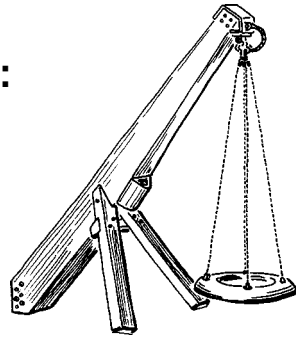
Maintenance carried out by

Date

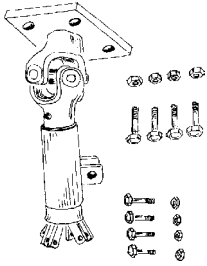

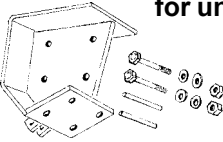


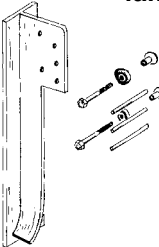

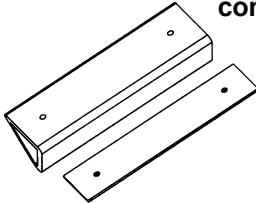

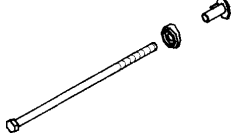
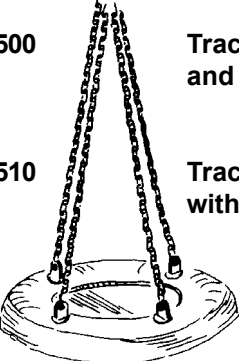
For spare parts please turn over!

Spare parts for:

Tractor Tyre Swing
Order no. 7.45000



Please note that the safety volume must not be violated. This is why it is advisable to use for repairs **original spare parts** only.

Order no.	Item	Order no.	Item
0.93300	Universal joint 	99.01274	Floor Ø 60 cm, milled 
0.93310	Mounting bracket for universal joint 	0.93520	1 chain, 2.70 m long 
0.93320	Safety cable for universal joint 	0.93400	Anchoring iron for laminated beam 
0.93551	Forked bolt for chain fastening 	0.93470	Fender profile complete with bolts 
0.20020	Machine bolt (stainless steel) 	0.93480	Axle 
0.93500	Tractor tyre with floor and 4 chains 		
0.93510	Tractor tyre with floor without chains 