

Instructions for wear checks of play equipment

Playground:

Date of installation:

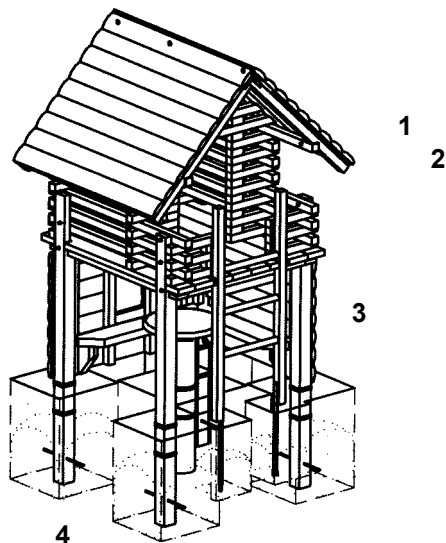
Checks depend on the kind of equipment. Any equipment with moving parts must be checked at least twice a year, static equipment at least once a year.

Intervals for maintenance work and checks generally depend on:

- location
- kind of use
- frequency of use
- possible vandalism

For more details see also "General instructions for maintenance of playgrounds"

Two Storey Play House
Order no. E4.10500



The equipment must be checked for correct operation and safety, especially the points listed below:

Proof of maintenance

1. 2. 3.

Wooden parts

1 Check for dry rot and smooth out splinters

2 Check all the screw and bolt connections for firmness, tighten if necessary

3 Check the steps of the staircase for wear; if more than a 1/3 of thickness of board is worn, renew the staircase

Structural stability

4 Check the anchoring of the house to the ground

Special notes (e. g. for repairs):

Special notes (e. g. for repairs):

Special notes (e. g. for repairs):

Repair not carried out, it is still possible to play on the equipment

Repair not carried out, equipment is taken out of action

All work carried out, everything is in order

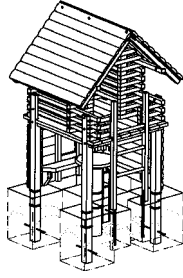
Maintenance carried out by

For spare parts please turn over!

Date

Spare parts for:

Two Storey Play House
Order no. E4.10500



Please note that the safety level must not be compromised. This is why it is advisable to use **original spare parts** for repairs.

Order no.


Item

Order no.

Item

0.92813

Ladder



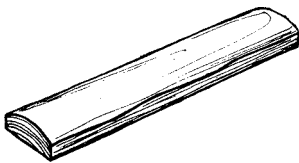
Cladding for Roof,
Length 1,43 m

0.30020

Spruce

0.30021

Larch



Widths between 12 - 15 cm
depending on batch
(please quote the area to
be covered)