

Play value

Our Platform House with fitted interior furnishing simply invites children to engage in different types of role-playing games. Installed in sand, the hoist with revolving crane also makes additional activities possible. Children are able to give free reign to fantasy-full games that mirror the grown-up world of work. It also promotes communication and coordination.

Fundamental characteristics

- Child-oriented dimensions according to ergonomic requirements
- Natural wooden surface which appeals to the senses
- Constructional advantage: strong planking of the platform creates large, „support-free“ play space underneath the platform
- Compact playground with a small footprint, suitable when space is at stake
- Combination for role-playing games, „work“ play and activity
- Movement: climbing, sliding, crawling, crouching, using physical strength



Order No. 4.14916, Photo © Paul Upward, Special version with sun sail

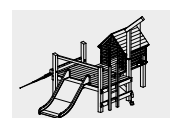


Order No. 4.14914, Special version with smooth roof cladding

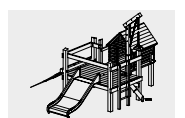
Recommended for

- Kindergarten children
- School children
- Supervised play areas, such as kindergartens, schools, after-school programmes or similar
- Public play areas without supervision, such as playgrounds, parks or similar

Platform House 4914 Platform House 4916



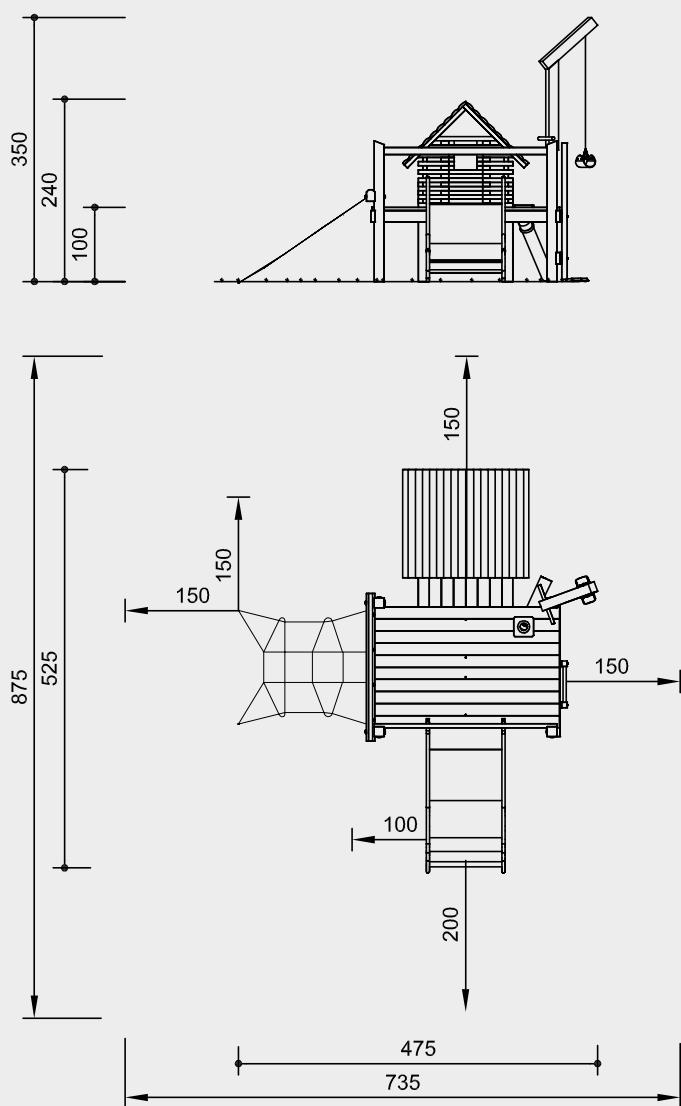
4.14914



4.14916

Order No. 4.14914
Platform House 4914

Safety distance →
 Device dimensions —●—
 Functional distance —|—



Scale 1:100


Safety check according to DIN EN 1176

Components

- 1 Platform 1.60 x 2.50 m with steel feet
- 1 Platform house with steel feet floor dimensions 1.25 x 1.80 m
- 1 Ladder
- 1 Inclined climbing net,
Order No. 3.69140
- 1 Stainless steel slide with ground anchor
Order No 3.63300
- 1 Revolving crane with sand hoist
- 1 Sand pipe
- 1 Shovel with chain



4.14914



4.14916

Installation information

Surfacing requirements corresponding to a fall height of ≤ 1.00 m (please refer to price list for more detailed information)

Foundations
Platform House

6 items 60 x 60 x 60 cm
 Excavation depth 80 cm

Platform House with Handrails

7 items 60 x 60 x 60 cm
 Excavation depth 80 cm

Inclined Climbing Net

2 items 50 x 50 x 40 cm
 Excavation depth 80 cm

Slide

Excavation depth for ground anchor 55 cm

Attention:

Exact measurements may vary; for all installation dimensions refer to current assembly instructions.

Technical changes reserved.

Technical information

Equipment made of mountain larch

Bevel cut

Vertical stand posts with bevelled end grain section as constructive wood preservation measure


Core-free

Sawn-timbers core-free, thus decreasing occurrences of cracking and undesired changes in shape


Tongue and groove

Tongue and groove planks made of 4 cm solid wood, highly resilient, no trickling of dust / sand, protection against direct rain


Hardwood rungs

Climbing rungs made of hardwood (ash) \varnothing 4.2 cm, milled and mortised, secured against twisting, easy to grip and not cold for children to touch


Richter Hercules type rope

Richter Hercules type rope, a combination of galvanised six-strand steel cables and polyester yarn, diameter > 20 mm, laid and glued with very good abrasion resistance, strong sheathing even in the case of damage by puncturing


Aluminium rope pressing

Aluminium rope pressing, cylindrically pressed, with rounded ends


S-connectors

S-connectors \varnothing 8.1 mm, made of high-quality stainless steel, rounded


Ground anchor

All parts used for anchoring to the ground are made of hot-dip galvanised steel or stainless steel


Chains

Chains made of hot-dip galvanized steel (1.4301 / 1.4571 at extra charge) welded before galvanising, short-linked, without eyelets on the connecting parts, easy to exchange and shorten


For more detailed explanation of the quality characteristics see price list.

House floor made of 25 mm tongue and groove boards
 Sand container of textile-reinforced rubber belt, 8 mm thick
 Total construction of the slide made of stainless steel, thickness of the sides 2 mm, thickness of sliding surface 2.5 mm
 Revolving range of crane 350°, axially connected to post, with maintenance-free turning mechanism
 Sand pipe made of plastic, wall thickness approx. 7 mm

Order No 4.14916
Platform House 4916

with Handrails all round

Dimensions

(small deviations possible)

Height	3.50 m
Length	4.75 m
Width	5.25 m
Platform height	1.00 m
Platform length	2.50 m
Weight	730 kg