

### Play value


By standing, jumping up and down or shifting one's weight, water is coming out from the metal cylinder. When a certain balance is achieved, the water gets the shape of a „mushroom“. The opportunity of creating a nicely shaped, regular water cap by one's own movement is motivating and gives satisfaction. The Mushroom Hopper can also be used as water supply - as a kind of foot pump - for small currents of water which can be created for a short time by play.

### Fundamental characteristics

- Combination of water supply and shaping of water
- Unique and original
- Incentive for playing: gleaming metal surface, curiosity
- Movement: jumping, shifting one's weight

### Recommended for

- School children
- Water play areas with and without supervision

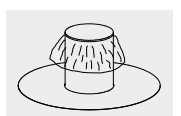


**Mushroom Hopper**



### Planning information

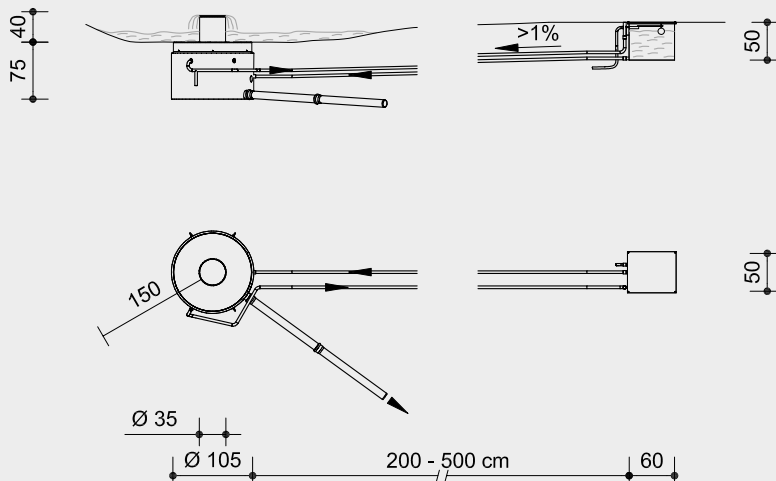
Individual solutions for the water supply must be devised, depending on the plans. Up-to-date details on the connection for the water supply and other technical information is available to download as a table at our website [www.richter-spielgeraete.de](http://www.richter-spielgeraete.de).



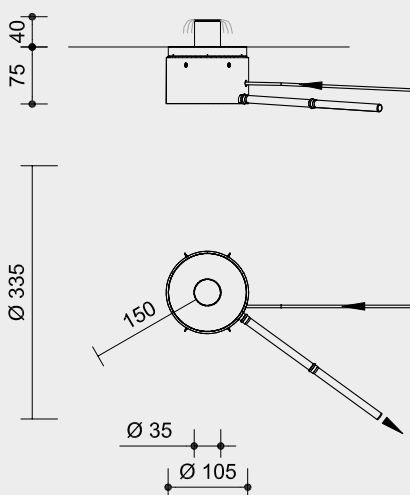
5.25500 / 5.25600

**Order No. 5.25500**  
**Mushroom Hopper**  
for installation in water

Safety distance →  
Device dimensions —●—  
Functional distance —|—



**Order No. 5.25600**  
**Mushroom Hopper**  
for installation in dry areas



Scale 1:100

Safety check according to DIN EN 1176

**Components**

**Order No. 5.25500**

- 1 Mushroom Pump pre-assembled in concrete shaft with lid
- 1 Winter lid made of stainless steel
- 1 Water reservoir

**Order No. 5.25600**

- 1 Mushroom Pump pre-assembled in concrete shaft with lid
- 1 Winter lid made of stainless steel

**Installation information**

Surfacing requirements corresponding to a fall height of  $\leq 0.60$  m (please refer to price list for more detailed information)  
Recommendation: reinforced surface or water tight surface, no sand, no gravel

Foundations  
Excavation depth for concrete well  $\varnothing 1.50$  m, depth  $0.60 / 0.75$  m

During sub zero conditions the part with the pump cylinder must be dismantled and removed. Also included in the components is a lid with which the shaft is sealed during the frosty season.

**Technical information**

Cylinder made of stainless steel, glass bead blasted

Standing plate made of embossed sheet with circular opening

Shaft made of concrete C40/50  
Lid made of reinforced concrete C40/50 with rubber seal  
Winter lid made of stainless steel

Water reservoir made of stainless steel, glass bead blasted

Connection to the pressure line max. 6 bar, connection thread 1 inch outside (we recommend a compression proof diameter 3/4 inch), water requirement approx. 40 l/min

**Order No. 5.25500**  
**Mushroom Hopper for installation in water**

The concrete well contains: suction pump with footplate, drainage connection and a connection for the air escape tube.

Water supply through a 1 1/2 inch PE-tube from a slightly raised water reservoir with floating valve the water reservoir is outside the water basin. Parallel to the water supply there must be installed an exhaust pipe for pressure compensation.

**Order No. 5.25600**  
**Mushroom Hopper for installation in dry areas**

The storage container is integrated in the shaft. The other parts are identical in construction.

**Dimensions**

(small deviations possible)

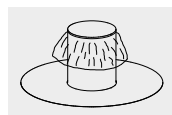
**Order No. 5.25500**  
**Mushroom Hopper for installation in water**

Standing plate	
Diameter	0.35 m
Height	0.40 m
Concrete shaft	
Diameter	1.10 m
Height	0.75 m = installation depth
Water reservoir with floating valve	
Length	0.60 m
Width	0.50 m
Depth	0.50 m
Total weight	800 kg

**Order No. 5.25600**  
**Mushroom Hopper for installation in dry areas**

Standing plate	
Diameter	0.35 m
Height	0.40 m
Concrete shaft	
Diameter	1.10 m
Height	0.75 m = installation depth
Total weight	800 kg

**Attention: Exact measurements may vary; for all installation dimensions refer to current assembly instructions.**  
Technical changes reserved. **For use in aggressive environments such as salt or chlorine water, the equipment is also available in marine grade steel (V4A).**



5.25500 / 5.25600