

# Instructions for wear checks of play equipment

The equipment must be checked for correct operation and safety, especially the points listed below:

Proof of maintenance

Playground .....

Date of installation .....

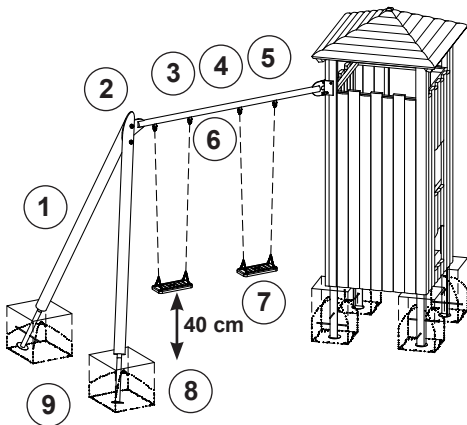
Checks depend on the type of equipment. Any equipment with moving parts must be checked at least twice a year, static equipment at least once a year.

Intervals for maintenance work and checks generally depend on

- location
- kind of use
- frequency of use
- possible vandalism

For more details see also "General instructions for maintenance of playgrounds".

**High Double Swing special as attachment to towers**  
**Order No. 3.19042**



## Wooden parts

1. Check for rot and, if necessary, smooth out splinters and round off sharp edges of cracks.
2. Check that all bolts and screws are tight and retighten if necessary.

## Swing suspension

3. Make sure that the joints move smoothly.
4. Make sure that the swivels move smoothly, apply grease if required.
5. Check welds of metal cross beam for cracks.
6. Check chain and connection to chain; the first chain link must be locked firmly in the swivel; check wear on contact surfaces between first and second chain link.

## Swing seats

7. Replace if metal parts are exposed.
8. Check the seats for a ground clearance of 40 cm.

## Structural stability

9. In order to check the steel feet for corrosion, uncover the foundations once a year.

Special notes, e.g. for repairs

Repair not carried out, it is still possible to play on equipment

Repair not carried out, equipment is taken out of action

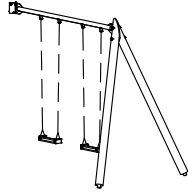
All work carried out, everything is in order

Maintenance carried out by:

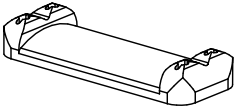

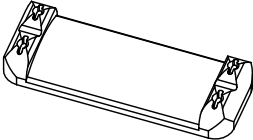

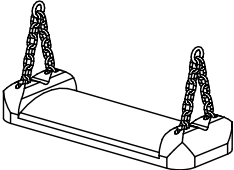
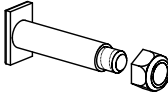

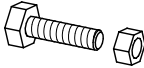
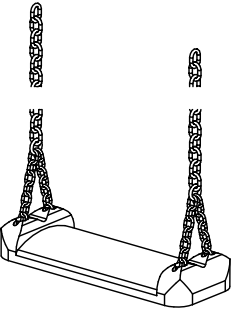
For spare parts refer to back of page.

..... Date .....

**Spare Parts  
Double High Swing  
special  
Order No. 3.19042**



Please note that the safety standards of the equipment must not be affected. Therefore, when carrying out repairs it is helpful to **only use original parts**.

Order No. Spare part	Order No. Spare part
<p><b>0.93000</b> rubber swing seat</p> 	<p><b>0.93090</b> U-shackle with swivel</p> 
<p><b>0.93010</b> rubber swing seat with 4 eyebolts</p> 	<p><b>0.88150</b> brass bush for swing joint</p> 
<p><b>0.93020</b> rubber swing seat with 2 V-chains</p> 	<p><b>0.20010</b> stainless steel machine bolt M8x55 with locking nut</p> 
<p><b>0.93021</b> V-chain</p> 	<p><b>0.20020</b> stainless steel machine bolt M8x28 with locking nut</p> 
<p><b>0.93120</b> rubber swing seat with chains</p> 	
<p><b>0.93100</b> chains (pair) 6 mm length 2.35 m</p> 