

Instructions for wear checks of play equipment

The equipment must be checked for correct operation, especially the points listed below:

Proof of maintenance

Playground.....

Date of installation

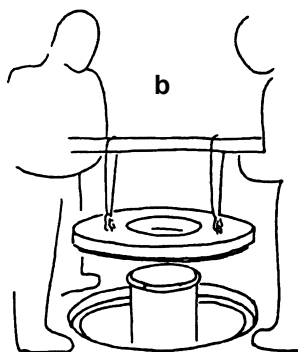
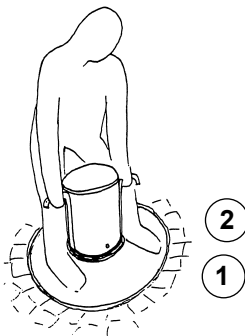
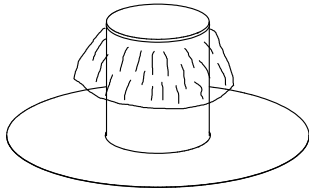
Checks depend on the type of equipment. Any equipment with moving parts must be checked at least twice a year, static equipment at least once a year.

Intervals for maintenance work and checks generally depend on

- the location
- the usage
- the frequency of use
- possible vandalism

For more details see also "General instructions for maintenance of playgrounds".

Mushroom Hopper Order No. 5.25500



Lubrication

1. The plastic piston needs to be regularly lubricated with special fitting grease. The intervals will depend on how intensively the equipment is used. To do so, the moveable stand cylinder must be lifted using the supplied metal handles. Carefully push them along the cylinder, past the cover seal, into the concrete housing and hook onto the bottom edge. Lift up the stand cylinder a little bit at first and unscrew the lock nut. Then remove the whole cylinder. Attention! Do not put your hand under the lower edge – danger of getting squashed!

Disassembly

2. The equipment must be disassembled during sub-zero conditions as follows:
 - a. Disconnect from the water mains and disassemble the stand cylinder as described in point 1.
 - b. Remove the summer lid.
 - c. Open the drainpipe at the bottom of the concrete housing.
 - d. Loosen the plastic nuts on the base.
 - e. Loosen the hose clamps on the hose connection and push the hose inwards.
 - f. Pull out the air equalisation pipe from the concrete wall.
 - g. Take out the equipment.
 - h. Hang the sealing plug on the threaded rod of the base mounting.
 - i. Close the concrete housing with the winter lid.

During reassembly, the air equalisation pipe is put back into the sleeve socket in the concrete housing wall and the plug into the drainage opening at the bottom of the housing.

Repair not carried out, it is still possible to play on equipment

Repair not carried out, equipment is taken out of action

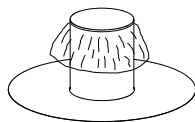
All work carried out, everything is in order

Maintenance carried out by:

..... Date

Special notes, e.g. for repairs

Mushroom Hopper
Order No. 5.25500



Please note that the safety standards of the equipment must not be affected. Therefore, when carrying out repairs it is helpful to **only use original parts**.

Order No. Spare part

0.55100 Spring

